

## GRACE

**Struttura:** realizzata in acciaio. Molleggio ottenuto con cinghie elastiche Intes Elasebelt 50mm.

**Schienale e sedile:** in poliuretano schiumato a freddo ignifugo. Vellutino accoppiato 3mm.

**Rivestimento:** in pelle o in tessuto non sfoderabile.

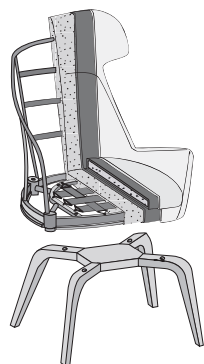
**Basamento:** in metallo cromato lucido girevole o fisso in legno di Frassino tinto naturale, Noce, Noce scuro, Wengè, Bianco e Nero.

**Frame:** steel. Suspension support with elastic straps Intes Elasebelt 50mm.

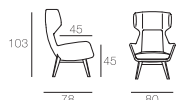
**Backrest and seat:** in fireproof cold-cured polyurethane foam. 3mm coupled velveteen.

**Cover:** in leather or non-removable fabric.

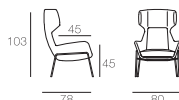
**Base:** polished chrome-plated swivel base or Ash wood fixed base with Natural, Walnut, dark Walnut or Wengè stain or White and Black.



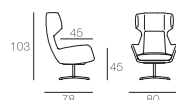
CON BASAMENTO IN LEGNO L10  
WITH WOODEN BASE L10



CON BASE METALLO P19  
WITH P19 METAL BASE



CON BASAMENTO GIREVOLE R13  
WITH SWIVEL BASE R13



### Composizione pagina 65 / Layout page 65

Poltrona Grace: rivestimento art. 1850/06, cat. VIP.

Basamento girevole verniciato Nero.

Tavolino For you: basamento verniciato Nero con piano marmo Calacatta.

Grace armchair: cover art. 1850/06, cat. VIP. Black painted swivel base.

For you coffee table: Black painted base with Calacatta marble top.

### VARIANTI BASAMENTO FISSO IN LEGNO FIX WOODEN BASE OPTIONS



Frassino Naturale  
Natural Ash

Frassino tinto Noce  
Walnut stained Ash

Frassino tinto scuro  
Dark stained Ash


Frassino Wengè  
Wengè Ash

Frassino laccato  
Nero poro aperto  
Open-pore Black Ash

Cromato lucido  
Glossy chrome

Verniciato Nero  
Black painting

### VARIANTI BASAMENTO IN LEGNO WOODEN BASE OPTIONS



Frassino Naturale  
Natural Ash

Frassino tinto Noce  
Walnut stained Ash

Frassino tinto scuro  
Dark stained Ash

Frassino Wengè  
Wengè Ash

Frassino laccato  
Nero poro aperto  
Open-pore Black Ash

Frassino laccato  
Bianco poro aperto  
Open-pore white Ash

## VANITY

**Struttura:** realizzata in acciaio. Molleggio ottenuto con cinghie elastiche Intes Elasebelt 50mm.

**Schienale e sedile:** in poliuretano schiumato a freddo ignifugo. Vellutino accoppiato 3mm.

**Rivestimento:** in pelle o in tessuto non sfoderabile.

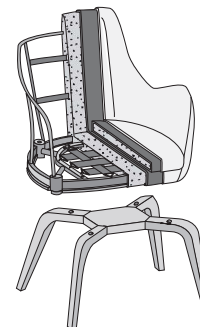
**Basamento:** in metallo cromato lucido girevole o fisso in legno di Frassino tinto naturale, Noce, Noce scuro, Wengè, Bianco e Nero.

**Frame:** steel. Suspension support with elastic straps Intes Elasebelt 50mm.

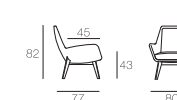
**Backrest and seat:** in fireproof cold-cured polyurethane foam. 3mm coupled velveteen.

**Cover:** in leather or non-removable fabric.

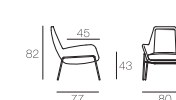
**Base:** polished chrome-plated swivel base or Ash wood fixed base with Natural, Walnut, dark Walnut or Wengè stain or White and Black.



CON BASAMENTO IN LEGNO L10  
WITH WOODEN BASE L10



CON BASE METALLO P19  
WITH P19 METAL BASE



CON BASAMENTO GIREVOLE R13  
WITH SWIVEL BASE R13



### Composizione pagina 66-67 / Layout page 66-67

Poltrona Vanity: rivestimento pelle accoppiata 4264/50, cat. Pelle Accoppiata.

Basamento Frassino tinto Nero.

Tavolino allure cm. 50x50: basamento verniciato Nero con piano Brun Sablè.

Vanity armchair: leather Cover combined 4264/50, cat. coupled leather.

Black stained Ash base.

Allure coffee table cm. 50x50: Black painted base with Brun Sablè top.

### VARIANTI BASAMENTO FISSO IN LEGNO FIX WOODEN BASE OPTIONS



Frassino Naturale  
Natural Ash

Frassino tinto Noce  
Walnut stained Ash

Frassino tinto scuro  
Dark stained Ash

Frassino Wengè  
Wengè Ash

Frassino laccato  
Nero poro aperto  
Open-pore Black Ash

Cromato lucido  
Glossy chrome

Verniciato Nero  
Black painting

### VARIANTI BASAMENTO IN LEGNO WOODEN BASE OPTIONS



Frassino Naturale  
Natural Ash

Frassino tinto Noce  
Walnut stained Ash

Frassino tinto scuro  
Dark stained Ash

Frassino Wengè  
Wengè Ash

Frassino laccato  
Nero poro aperto  
Open-pore Black Ash

Frassino laccato  
Bianco poro aperto  
Open-pore white Ash